



ST PATRICK'S ARCHDIOCESAN TRUST LIMITED

REGISTERED CHARITY NUMBER 106767



ARCHDIOCESE OF ARMAGH



ANNUAL GENERAL MEETING

Tuesday, 14th December 2021

(Meeting held via Zoom)

AGENDA

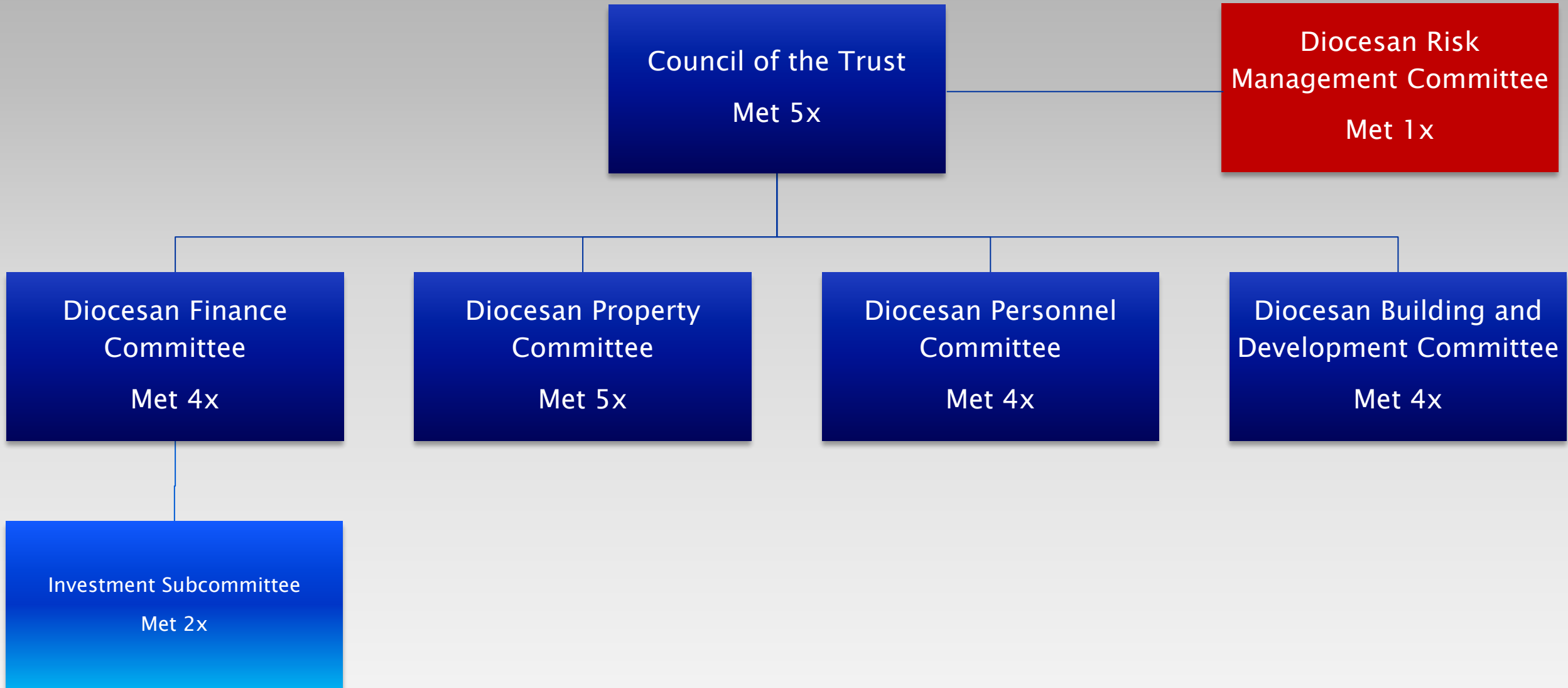
- **Opening Prayer**
- **Introduction – Archbishop Eamon Martin**
- **Minutes of Annual General Meeting – 3rd March 2021**
- **Notices of Business**
- **Summary of Annual Report and Financial Statements to 31st March 2021 – John McVey (Diocesan Financial Administrator)**
- **Auditors Report and Findings – Roisin Traynor (CavanaghKelly)**
- **AOB**
- **Closing Prayer**



2020 / 2021

Diocesan Committees

(since March 2021)





St Patrick's Archdiocesan Trust Limited

Summary of Financial Statements 31st March 2021

Summary of Statement of Financial Activities

(incorporating Income & Expenditure Account)

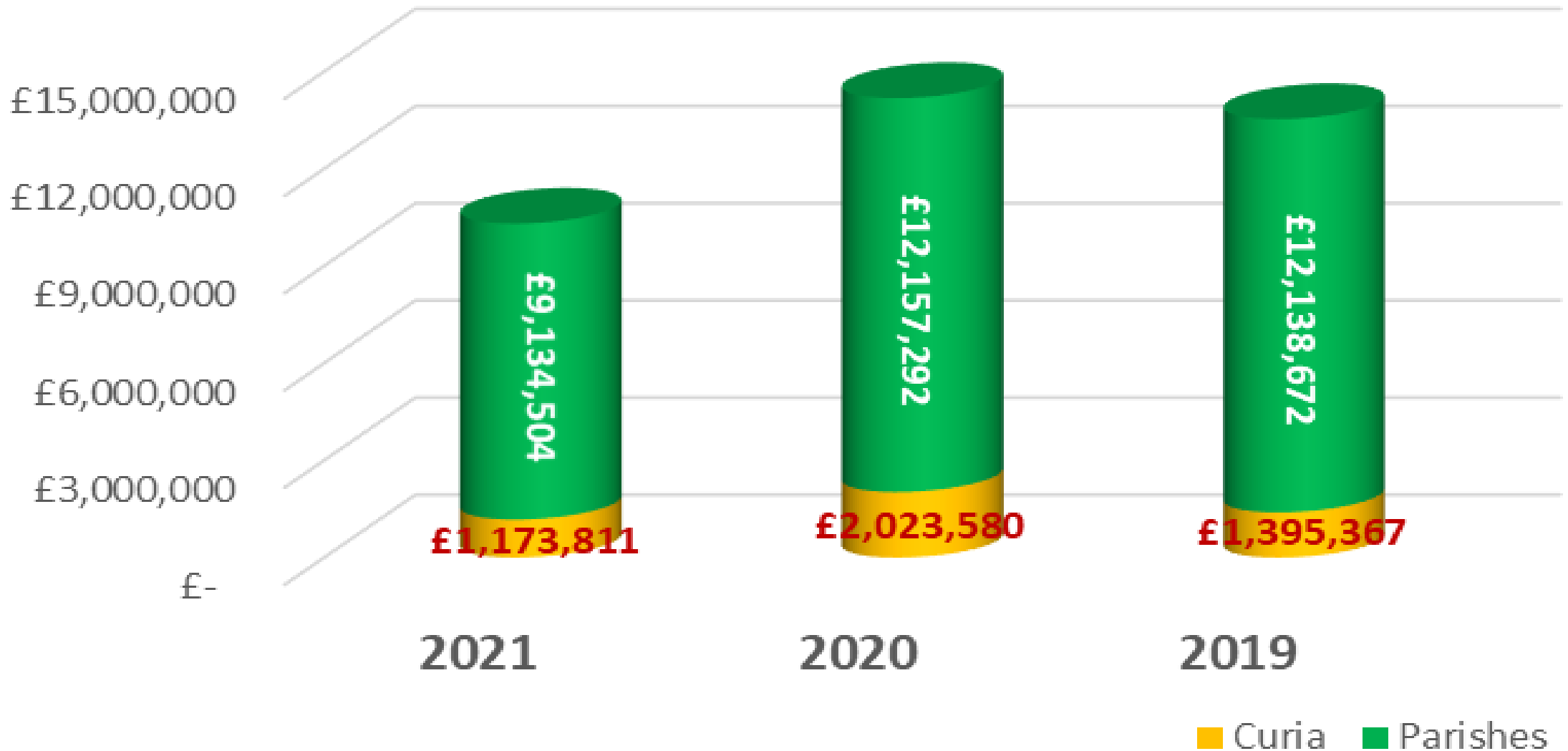


	2021 Parishes £	2021 Curia £	2021 Total Funds £	2020 Total Funds £
Total Income	9,134,504	1,173,811	10,308,315	14,180,872
Total Expenditure	10,254,489	1,585,259	11,839,748	14,537,207
Net (Expenditure) / Income	(1,119,985)	(411,448)	(1,531,433)	(356,335)
Investments / Transfers	304,848	1,388,716	(1,693,564)	(555,100)
Net Operating Income/(expenditure)	(815,137)	977,268	162,131	(911,435)
loss on Disposal of Assets	-	-	-	(45,543)
Net Movement of Funds	(815,137)	977,268	162,131	(956,978)

Summary of Statement of Financial Activities (continued)



TOTAL INCOME - 2021 v 2020 v 2019



Summary of Statement of Financial Activities (continued)



EXPENDITURE - 2021 v 2020 v 2019



Analysis of Parish Income

£9,000,000

£8,000,000

£7,000,000

£6,000,000

£5,000,000

£4,000,000

£3,000,000

£2,000,000

£1,000,000

£-

Offeratories and collections

Grants received

Charitable tax relief

Fundraising

Rental income

Donations and legacies

Grave fees

Other income

Bank Interest

Income from Listed Investments

■ 2021 ■ 2020 ■ 2019

Income by Type	2021		2020		2019				
Offeratories and collections	£	5,897,141	64.56%	£	7,683,174	63.20%	£	8,008,899	65.98%
Grants received	£	809,478	8.86%	£	367,702	3.02%	£	126,639	1.04%
Charitable tax relief	£	806,143	8.83%	£	896,960	7.38%	£	931,125	7.67%
Fundraising	£	587,180	6.43%	£	1,098,889	9.04%	£	1,186,995	9.78%
Rental income	£	431,562	4.72%	£	915,006	7.53%	£	901,342	7.43%
Donations and legacies	£	241,062	2.64%	£	855,287	7.04%	£	568,642	4.68%
Grave fees	£	212,312	2.32%	£	175,372	1.44%	£	185,226	1.53%
Other income	£	148,582	1.63%	£	153,797	1.27%	£	201,683	1.66%
Bank Interest	£	1,044	0.01%	£	1,717	0.01%	£	2,249	0.02%
Income from Listed Investments	£	-	0.00%	£	9,388	0.08%	£	25,872	0.21%
	£	9,134,504	100.00%	£	12,157,292	100.00%	£	12,138,672	100.00%

PARISH EXPENDITURE

£3,500,000

£3,000,000

£2,500,000

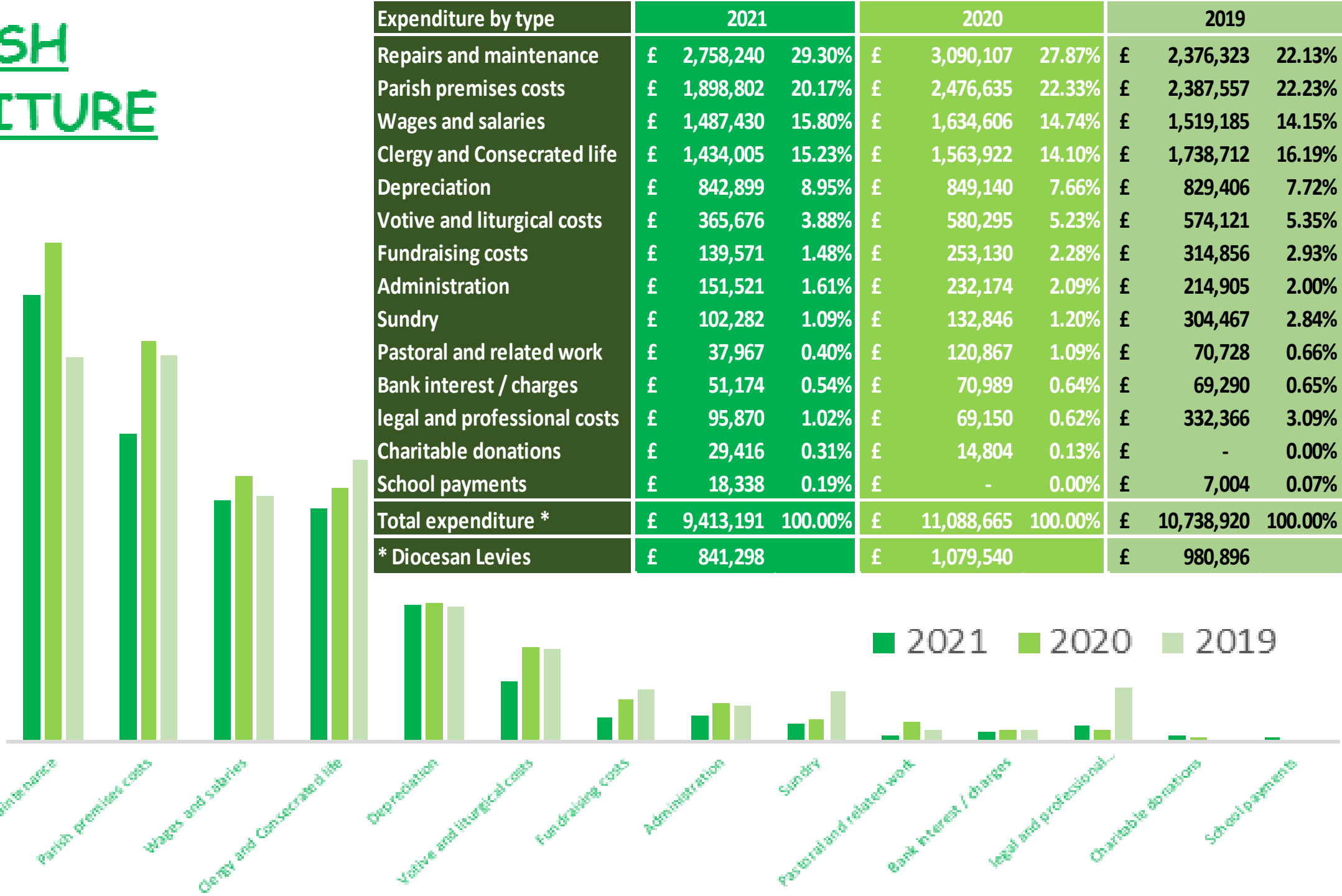
£2,000,000

£1,500,000

£1,000,000

£500,000

£-



■ 2021 ■ 2020 ■ 2019

CURIA INCOME

£600,000

£500,000

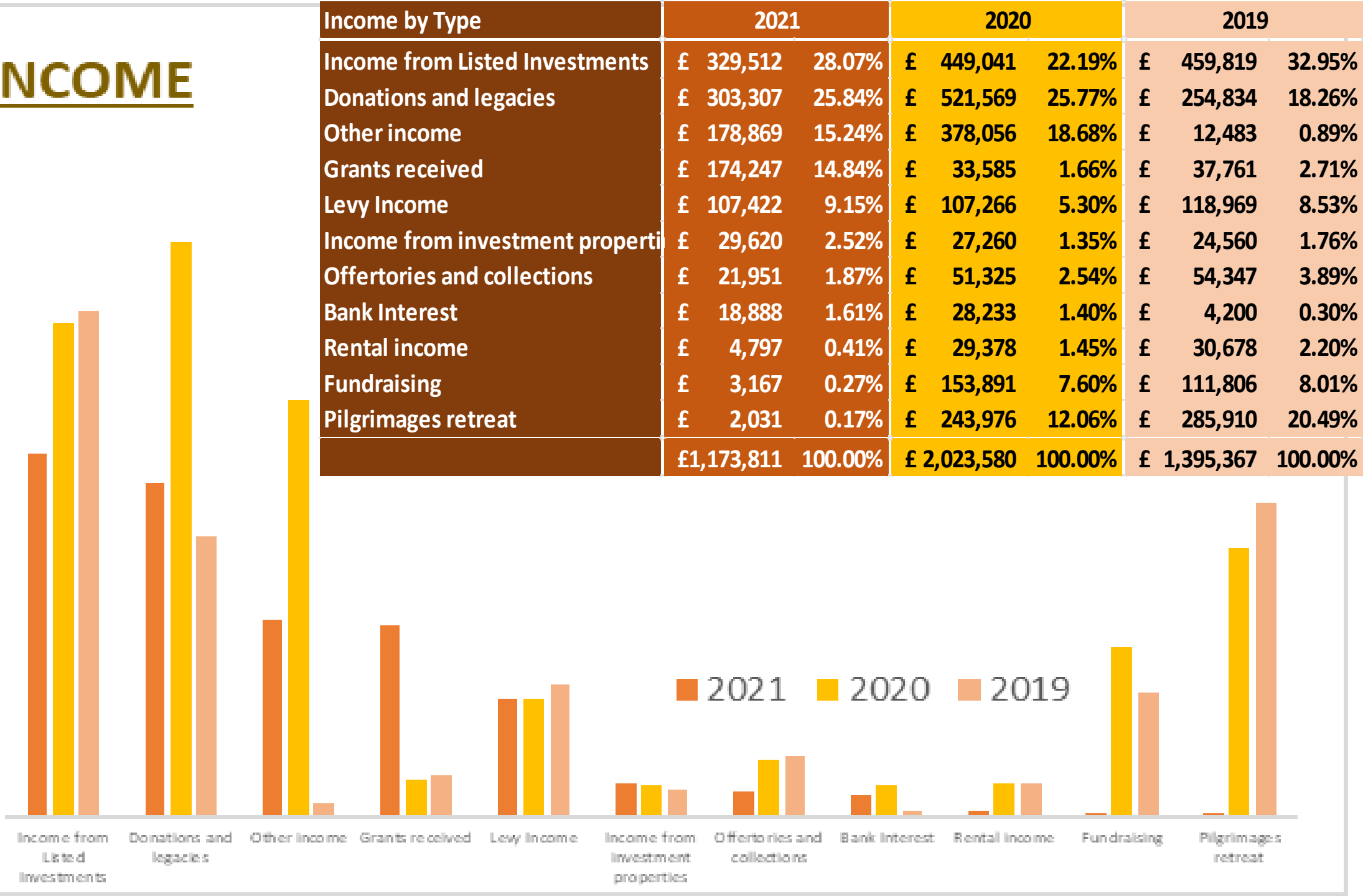
£400,000

£300,000

£200,000

£100,000

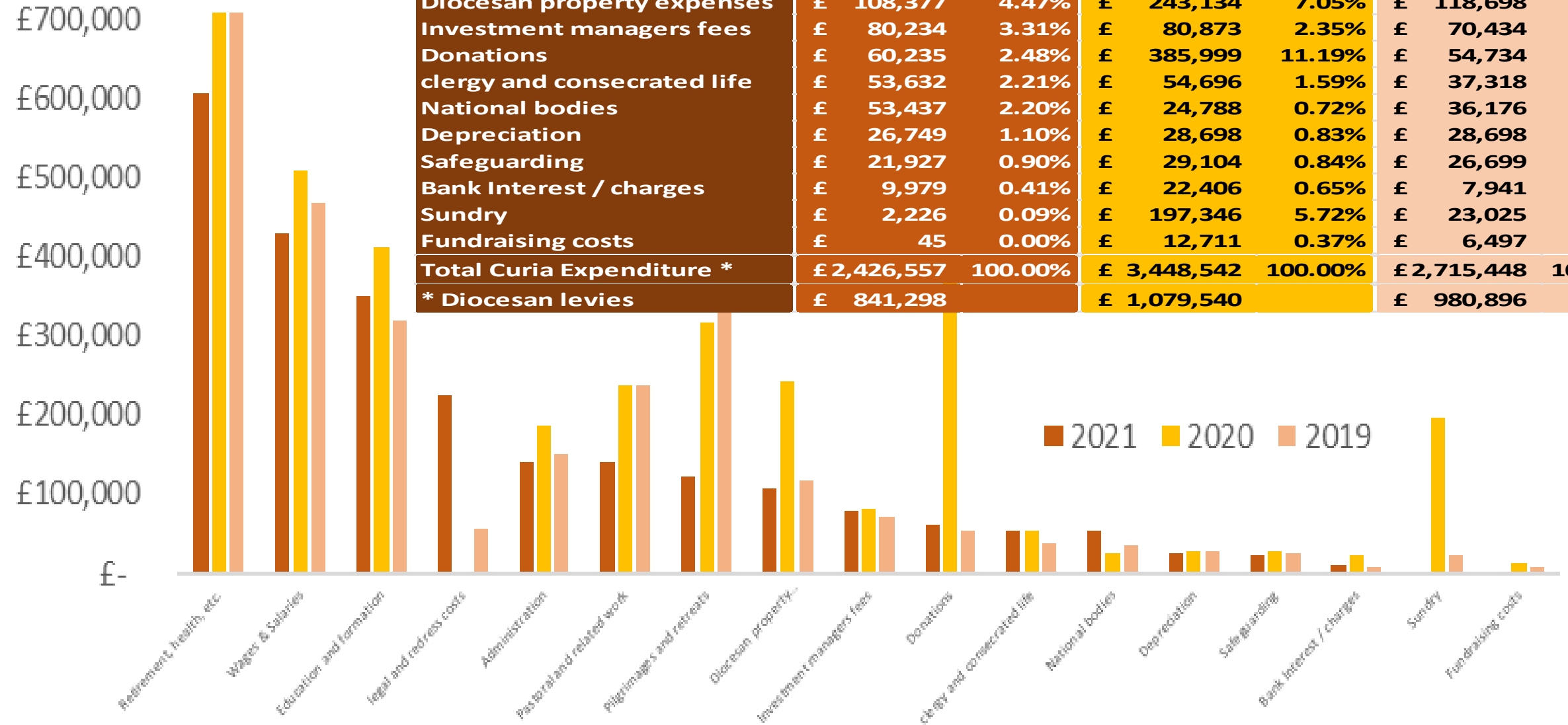
£-



2021 2020 2019

Income from Listed Investments Donations and legacies Other income Grants received Levy Income Income from investment properties Offertories and collections Bank Interest Rental income Fundraising Pilgrimages retreat

CURIA EXPENDITURE



St Patrick's Archdiocesan Trust Limited

Balance Sheet 31st March 2021

	Parishes	Curia	2021 Total	2020 Total
	£	£	£	£
Fixed Assets				
Tangible fixed assets	72,326,863	1,068,516	73,395,379	75,129,899
Investment properties	1,072,569	303,332	1,375,901	1,375,901
Investments	347,820	14,563,798	14,911,618	15,969,515
	75,450,336	17,024,979	92,475,315	92,475,315
Stock	32,967	-	32,967	30,078
Debtors	1,450,320	575,040	2,025,360	2,172,377
Cash at bank and on hand	7,093,521	9,839,075	16,932,596	14,653,279
	8,576,808	10,414,115	18,990,923	16,855,734
Creditors	(1,188,697)	(1,276,712)	(2,465,409)	(2,138,498)
Net current assets	7,388,111	9,137,403	16,525,514	14,717,236
Consolidation fund	7,249,080	(7,249,080)	-	-
Provision for liabilities and charges	-	(546,700)	(546,700)	(400,000)
Total assets less current liabilities	88,384,443	17,277,269	105,661,712	106,792,551
Unrestricted funds	-	1,059,241	1,059,241	533,032
Restricted funds	88,384,443	16,218,028	104,465,457	106,259,519
Total charity funds	88,384,443	17,277,269	105,661,712	106,792,551



St Patrick's Archdiocesan Trust Limited

A full copy of the Annual Report and Financial Statements can be view at the following links:

Diocesan website: <https://www.armagharchdiocese.org>

Companies House: <https://beta.companieshouse.gov.uk/company/NI015284>

Audit Report



ST PATRICK'S ARCHDIOCESAN TRUST LIMITED

REGISTERED CHARITY NUMBER 106767



ARCHDIOCESE OF ARMAGH